

POLICING OUR STUDENTS



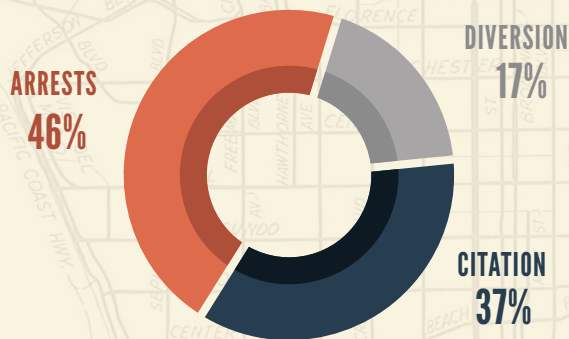
AN ANALYSIS OF L.A. SCHOOL POLICE DEPARTMENT DATA (2014-2017)

Terry Allen MA, Isaac Bryan MPP, Andrew Guererro, Alvin Teng MPP, Kelly Lytle-Hernández PhD, and the Million Dollar Hoops Team

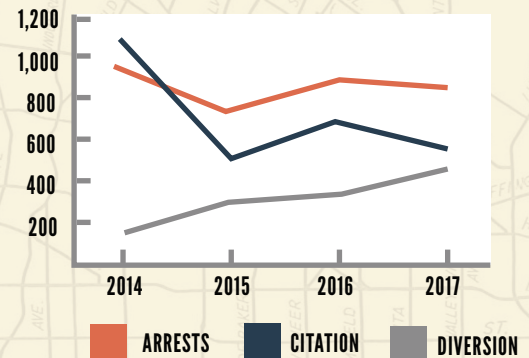
Los Angeles County is home to the largest school police force in the nation and the fifth largest police department in the county.¹ Using Los Angeles School Police Department (LASPD) data, this report provides insight into three processes by which youth come into contact with the LASPD. These processes include arrest, citation, and diversion.

Our analysis of youth contact with the LASPD shows that the LASPD made 3,389 arrests while issuing 2,724 citations and 1,282 diversions between 2014 and 2017. Black youth comprised 25% of the total youth arrests, citations, and diversions, despite representing less than 9% of the student population.² Boys of color made up 76% of all LASPD youth involvement. Elementary and middle-school age youth accounted for 1 in 4 of the total youth arrests.

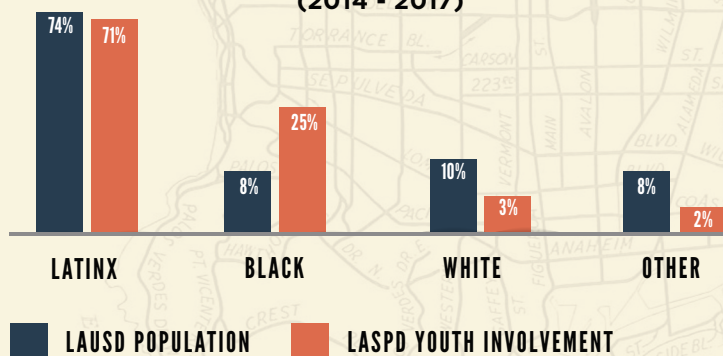
7,395 TOTAL YOUTH ARRESTS, CITATIONS AND DIVERSIONS REPORTED BETWEEN 2014 AND 2017



THE TOTAL NUMBER OF YOUTH ARRESTS AND CITATIONS HAS SLIGHTLY DECREASED SINCE 2014. DIVERSIONS ARE STEADILY RISING



LAUSD POPULATION VS. LASPD YOUTH INVOLVEMENT (2014 - 2017)



TOP 5 CHARGES FOR LASPD YOUTH INVOLVEMENT (2014 - 2017)

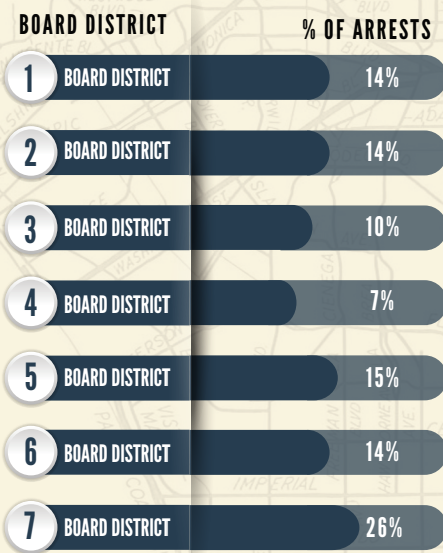
CHARGE CATEGORY	% OF CHARGES
PUBLIC DISTURBANCE	19%
BATTERY	19%
TRESPASSING	10%
CANNABIS CHARGES	9%
VANDALIZE/PROPERTY DAMAGE	9%

ONE IN FOUR


1 IN 4 YOUTH ARRESTS MADE BY THE LASPD WERE ELEMENTARY AND MIDDLE SCHOOL AGED CHILDREN



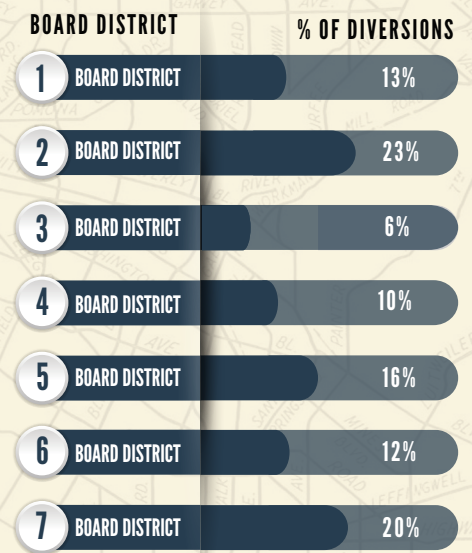
PERCENT OF TOTAL YOUTH ARRESTS BY SCHOOL BOARD DISTRICT (2014 - 2017)



PERCENT OF TOTAL YOUTH CITATIONS BY SCHOOL BOARD DISTRICT (2014 - 2017)



PERCENT OF TOTAL YOUTH DIVERSIONS BY SCHOOL BOARD DISTRICT (2014 - 2017)



TOP 5 ZIP CODES FOR LASPD YOUTH INVOLVEMENT (2014 - 2017)

	SOUTH CENTRAL			SOUTH GATE	SOUTH CENTRAL
ZIPCODE	90011	90044	90001	90280	90003
TOTAL INVOLVEMENT	350	331	303	277	275

Methodology. On March 25, 2018, the LASPD fulfilled a Public Records Act request submitted by Professor Kelly Lytle Hernandez on January 4, 2018. The data provided included more than 15 categories of information for all contact with youth made by the LASPD between January 1, 2014 and March 31, 2018. For this report, we dropped all observations for the partial 2018 year, defined youth as ages 0 to 17, and utilized the following categories of information: Race, Sex (gender), Involvement Type, Location of Contact, Age, and Charge. To determine the leading charges of LASPD contact we aggregated variations of the same charge such as: Public Disturbance (415, 314.1, 372, 409); Battery (243(A), 243(B), 243.1, 243.2, 243.3, 243, 242); Trespassing (602, 647(H), 555, 626, 419); Cannabis (11357-11362); and Vandalism/Property Damage (594, 591.5, 603, 4600(A), 23110, 23110B)

1 See Los Angeles School District <https://achieve.lausd.net/Page/8851>
 2 California Department of Education, LAUSD Enrollment Data (2016-2017)

Recommended Citation: Allen, Terry, Bryan, Isaac, Guerero, Andrew, Teng, Alvin, and Lytle-Hernandez, Kelly (2018). "Policing Our Students: An Analysis of L.A. School Police Department Data (2014 - 2017)." Los Angeles, CA. The Million Dollar Hoods Project.

Template Designed by Alex Haro

This report was originally posted on October 22, 2018. It was modified and reissued on October 30, 2018, to emphasize and clarify its focus on school-age youth.

