

# POLICING THE HOUSELESS

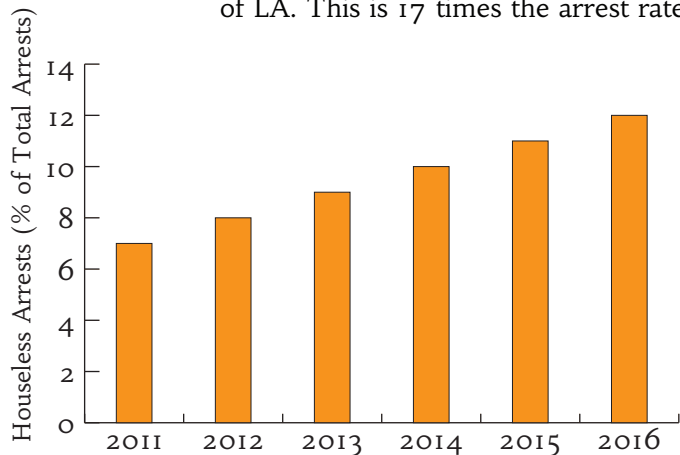
## Arrests by the LAPD (2011-2016)

### A MILLION DOLLAR HOODS REPORT

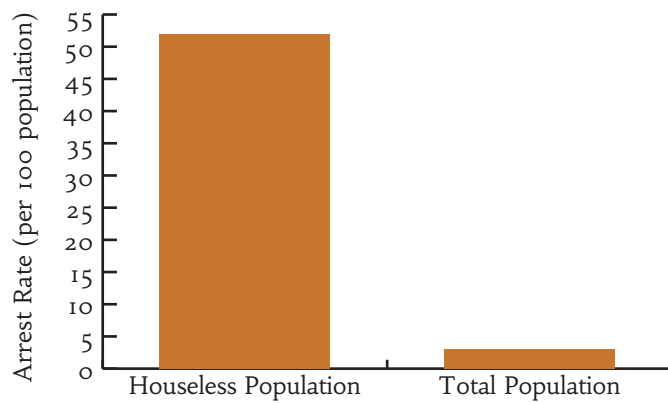
This report was written by Danielle Dupuy MPA, Terry Allen MA, Kelly Lytle Hernández PhD, and the Million Dollar Hoods Team

LAPD arrests of houseless persons are on the rise. In fact, LAPD arrests of houseless persons are increasing at a rate faster than the growth of the houseless population. Whereas the number of houseless persons in the City of Los Angeles increased 21% between 2011 and 2016, LAPD arrests of houseless persons increased 37% in those same years. Moreover, whereas the total number of LAPD arrests have declined since 2011, houseless arrests as a percentage of total LAPD arrests nearly doubled from 7% to 12% between 2011 and 2016.

By 2016, there was one houseless arrest for every two houseless people in the City of LA. This is 17 times the arrest rate among the total population of the city.

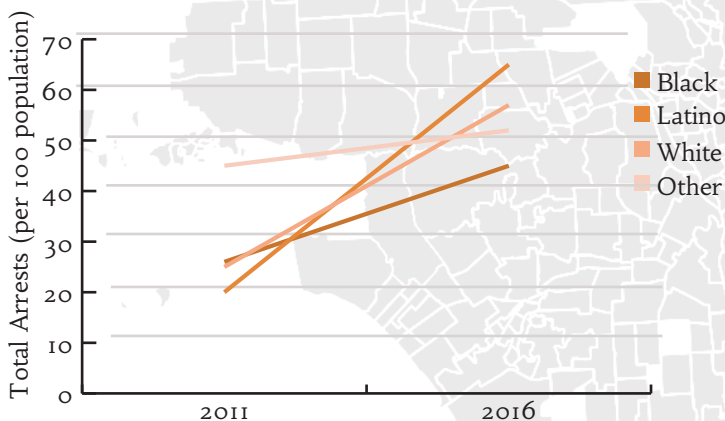


Graph 1. LAPD Houseless Arrests, 2011-2016



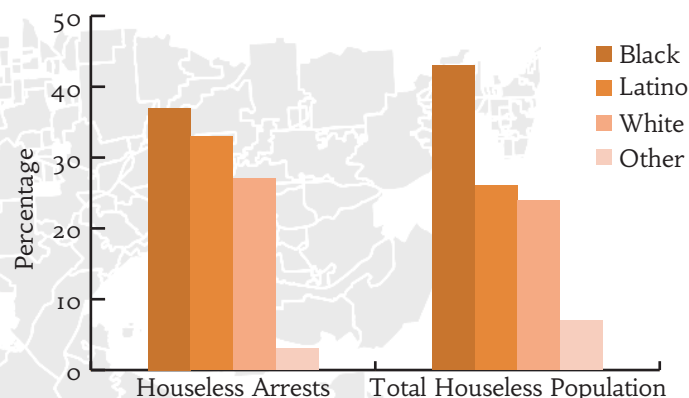
Graph 2. LAPD Arrest Rates, 2016

Arrest rates of houseless Latinos doubled between 2011 and 2016, accounting for 53% of the increase in all houseless arrests.



Graph 3. LAPD Houseless Arrest Rates by Race, 2011-2016

African Americans represent the majority of all houseless arrests (37%) and the majority of the houseless population (43%).



Graph 4. Houseless Arrests and Houseless Population, 2016

#### Top 5 Zipcodes for Houseless Arrests by LAPD (2011-2016)

ZIP CODE	DOWNTOWN LOS ANGELES			HOLLYWOOD	VENICE
TOTAL HOUSELESS ARRESTS	90013	90014	90021	90028	90291
	6,696	6,094	5,370	4,829	2,561

Houseless status was determined by combining arrests of people the police identified as "transient" with the arrests that listed their home address at one of the 31 houseless shelters listed by the Los Angeles Homeless Services Authority.